

INFINITY 15" WATER PANEL

Mirrored Stainless

US-SP380MS

FEATURES

- Refined simplicity of design reflects contemporary influence
- Mirror polished stainless steel edge and face
- Generous, luxurious Rain spray
- 144 individual jets
- EasyClean, anti-limescale nozzles
- Style and luxury combined for a perfect beginning and end of the day



✓ Limited lifetime. Commercial




FEATURES

- Due to water restriction laws, this product may not be eligible for purchase in your area. Please check with your plumbing professional for further information.

SPECIFICATIONS

Barcode	5055806084483
Size	15"
Type	Rain
Inlet connection size	G 1/2" (compatible with 1/2" NPT)
Swivel	No
Material	Stainless Steel
Flow rate	2.2 GPM
CSAus	Yes
State of MA	Yes
Notes	Due to water restriction laws, this product may not be eligible for purchase in your area. Please check with your plumbing professional for further information.

AVAILABLE COLOR/FINISHES

Color	SKU	Description
	US-SP380MS	Mirrored Stainless
	US-SP380BS	Brushed Stainless
	US-SP380MB	Matte Black

Infinity 15" Water Panel
US-SP380

