

Arcade Handshower Rail US-ARCV33

Installation Instructions

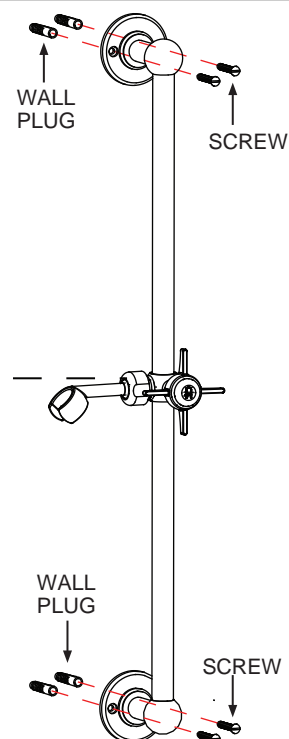
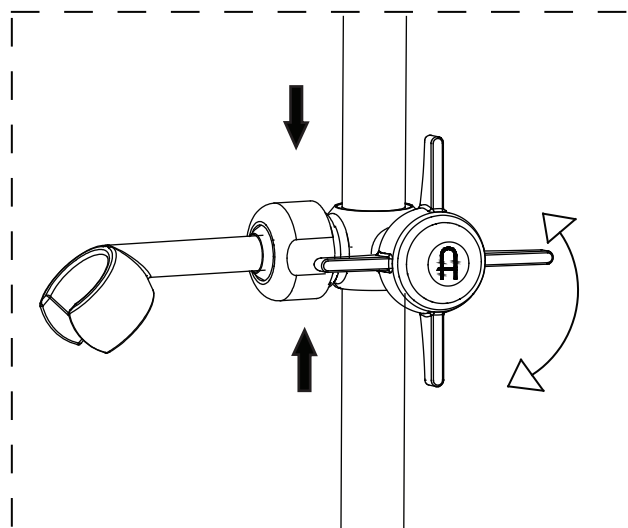
Important

- Please check this product immediately to ensure that it is complete and check for damage that may have occurred during transport.
Note: Damage claims cannot be made during or after installation.
- Please read these instructions carefully before beginning and keep for future reference

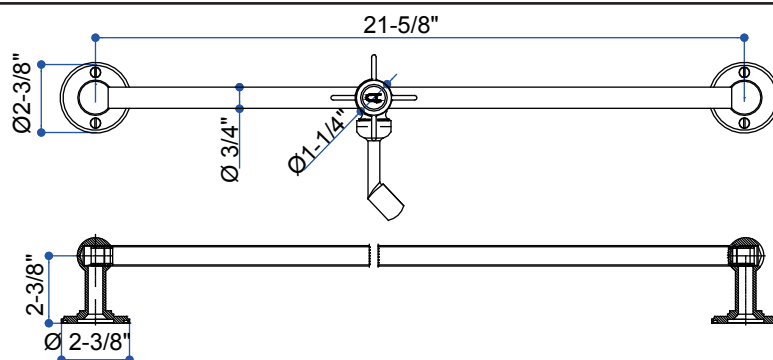
Installation

After identifying the suitable place on the wall for the slide rail kit, install the slide rail first.

- Place two back plates on the wall and mark the position of 4 holes.
- Drill 5/16" holes on the wall to a depth of 1-3/4" and insert wall plugs.
- Fix the back plates and slide rail to the wall with the supplied screws.



Dimensions



Cleaning Instructions

Rinse away any traces of soap and gently dry with a clean, soft cloth after each use. Rinse completely with water and dry any overspray. This will maintain the finish and avoid water spotting.

To remove mineral deposits, use a 50/50 solution of white vinegar and water. Do not allow the solution to soak on the product. Simichrome Polish® contains a protective film to enhance maintenance and is helpful in preventing water spot buildup. Follow instructions to ensure optimum results.

Never use an abrasive material such as a brush or scouring pad to clean the surface. The use of abrasive cleaners, cleansers or disinfectants will alter the surface finish and void the warranty.

Do not allow certain materials such as toothpaste, cologne, shaving cream, nail polish remover, vinegar, wine, drain and glass cleaners to remain on the surface. Prolonged contact will alter surface finishes and void the warranty.

We DO NOT recommend using any household cleaners as many can cause damage to the finish.

Please see the website for care instructions for specific finishes.

Warranty - This Crosswater London product is covered by a limited lifetime warranty. For full details, terms and conditions please visit our website.

For further information contact: **Crosswater London**, 393 Fortune Blvd., Milford, MA 01757

Toll free number: 844-XWATER-1 (844-992-8371) tel: 508-381-0433 fax: 508-381-6068

www.crosswaterlondon.com

email: technical@crosswaterlondon.com

Issue date: 15092019