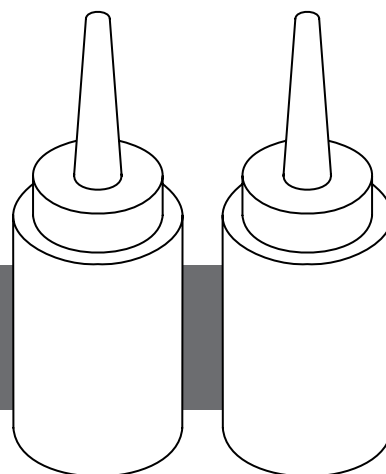


Clearstone Repair Kit

US-CRK

Repair Instructions



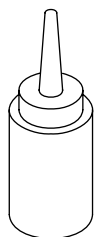
Introduction

If the chip/scratch is large or very deep, we recommend that a qualified professional contractor follow the instructions to repair the ClearStone product.

Acetone/alcohol and catalyst MEKP is not supplied and must be sourced locally.

IMPORTANT: Please read these instructions carefully before beginning and retain for future reference. We do not accept responsibility for any problems that may occur through incorrect procedure.

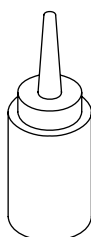
Parts supplied



ClearStone mixture
x1



800 grade sandpaper
x1



Polishing compound
x1



1200 grade sandpaper
x1

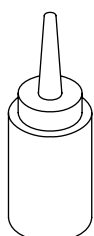


Cup
x1

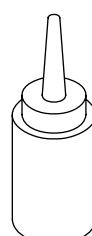


1500 grade sandpaper
x1

Parts not supplied



Acetone/Alcohol
x1



MEKP Catalyst (hardener)
x1

1 Repair procedure

2



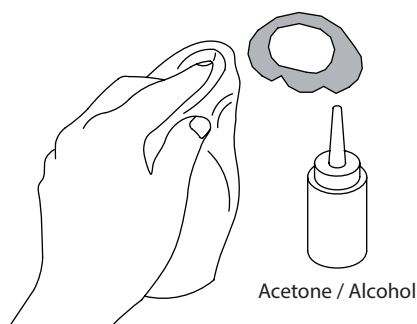
Locate the chip or scratch on the surface.

3



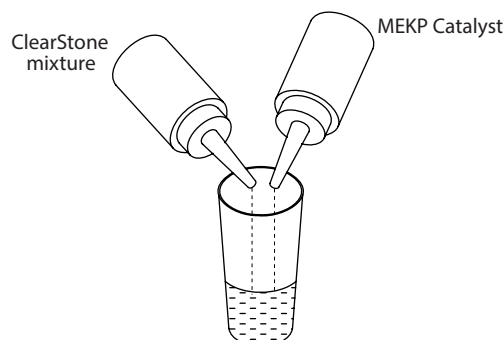
Use 800 grade sandpaper to smooth the scratch or chipped surface.

4



Use Acetone/alcohol to clean the surface that needs to be repaired.

5



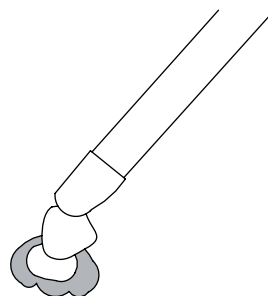
Pour the required amount of Clearstone mixture from the bottle into the cup supplied. Add a drip or two of MEKP catalyst into the mixture.

6



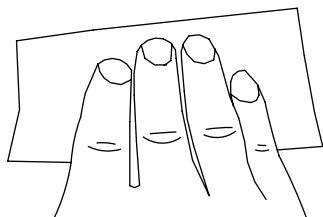
Use a small wood or glass strip to mix the MEKP catalyst thoroughly with the ClearStone mixture.

7



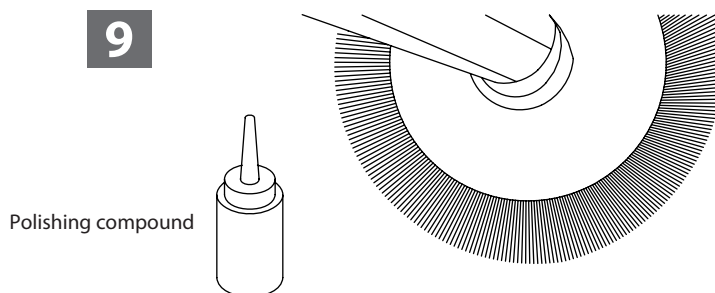
Place the mixture from step 6 onto the chip or scratch that needs to be repaired. Allow it to set for 24 hours until it's dry enough to proceed.

8



Once dry, treat the area with 800 grade sandpaper, then 1200 grade sandpaper. Finish with a gentle application of 1500 grade sandpaper.

9



Use the polishing compound supplied or toothpaste to get back the gloss finish.

Warranty - This **Crosswater London** product is covered by a limited lifetime warranty. For full details, terms and conditions please visit our website.

For further information contact: **Crosswater London**, 393 Fortune Blvd., Milford, MA 01757

Toll free number: 844-XWATER-1 (844-992-8371) tel: 508-381-0433 fax: 508-381-6068

www.crosswaterlondon.com

email: technical@crosswaterlondon.com